

WWD 660 WCS TDos & 8kg
W1 front-loader washing machine:
with TwinDos & Miele@home – smart laundry care at affordable entry-level price.



- Automatic detergent dispensing at the touch of a button – TwinDos
- Ironing made simple thanks to pre-ironing with steam
- Perfect supplement for specific applications – CapDosing
- Easy fingertip operation – DirectSensor
- Miele@home – clever networking opens up new possibilities*

* Additional digital offer from Miele & Cie. KG. All smart applications are made possible with the Miele@home system. The range of functions can vary depending on the model and the country.

A

EAN: 4002516375500 / Material number: 11612020 / Old Material Number: 11WD6601GB

Construction type	
Suitable for stacking	•
Side-by-side	•
Slot-in	•
Door hinge	right
Model	
Product brand	W1 White Edition
Front-loader	•
Spinning	
Max. spin speed	1400
Rinse hold	•
Without spin function	•
Design	
Appliance colour	Lotus white
Control panel colour	Lotus white
Door design	Obsidian black with white ring
Rotary selector colour	Lotus White
Control panel version	5° incline
Control type	Rotary selector
Display	DirectSensor yellow, 7 segment
Cleaning performance	
TwinDos automatic detergent dispensing	•
CapDosing portioned dispensing	•
Gentle laundry care	
Honeycomb drum	•
Load in kg	8.0
User convenience	
Networking with Miele@home	•
Delay start up to 24 hours	•
Time left display	•
AutoClean detergent drawer	•
AddLoad	•
Efficiency and sustainability	
Energy efficiency class (A–G)	A
Weighted energy consumption per 100 operating cycles for the wash cycle in kWh	47
Weighted water consumption per cycle in l	47
Spin efficiency class	B
Acoustic airborne noise emission class (spin cycle)	A
Sound emissions during spin cycle in dB(A) re 1 pW	70
Duration of the "ECO 40–60" programme at nominal capacity	219
Power rating in off mode in W	0.30
Power rating in networked standby in W	0.60
Low temperature wash "Cold" and "20 °C"	•
Automatic load control	•
Flow meter	•
Foam sensing	•
ProfiEco motor	•

WWD 660 WCS TDos & 8kg
W1 front-loader washing machine:
with TwinDos & Miele@home – smart laundry care at affordable entry-level price.



EAN: 4002516375500 / Material number: 11612020 / Old Material Number: 11WD6601GB

Wash programmes

Cottons (coloureds)	•
Cottons with pre-wash	•
Minimum iron	•
Delicates	•
Shirts	•
Woollens (hand-washable)	•
Express 20	•
Dark garments / Denim	•
Proofing	•
Cottons Arrow	•
Drain / Spin	•
ECO 40-60	•

Extras

Short	•
Pre-ironing	•

Quality

Suds container	Stainless Steel
Counterweights made of cast iron	•

Safety

Water control system	•
PIN-Code	•
Optical interface	•

Technical data

Dimensions in mm (width)	596
Dimensions in mm (height)	850
Dimensions in mm (depth)	643
Appliance depth in mm with opened door	1077
Weight in kg	89
Total rated load in kW	2.10-2.40
Voltage in V	220-240
Fuse rating in A	13
Frequency in Hz	50
Length of supply lead in m	2

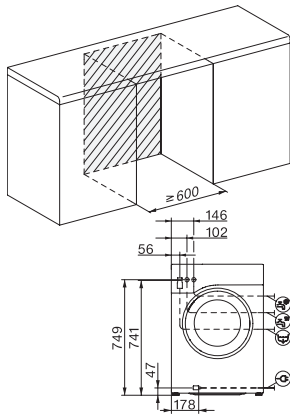
Accessories supplied

UltraPhase 1 + 2	•
Voucher for 5 Miele UltraPhase cartridges	•

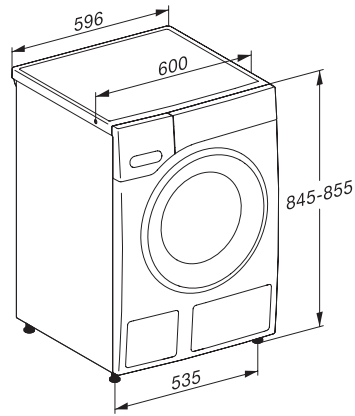
WWD 660 WCS TDos & 8kg

W1 front-loader washing machine:

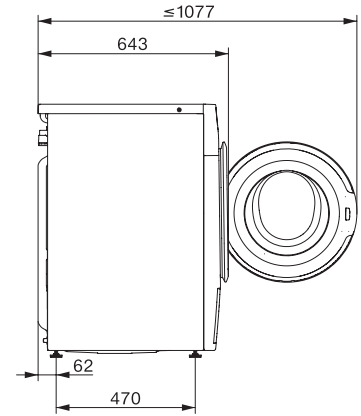
with TwinDos & Miele@home – smart laundry care at affordable entry-level price.



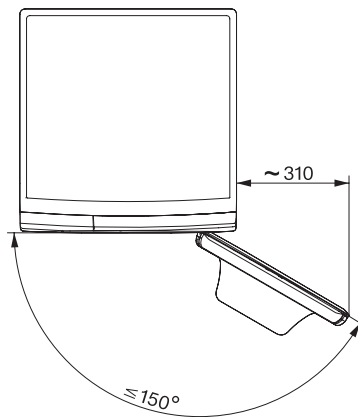
W1 drawing, facia 5 degree, measures in cm



W1 drawing, facia 5 degree, measures in cm



W1 drawing, facia 5 degree, measures in cm



W1 drawing, facia 5 degree, measures in cm